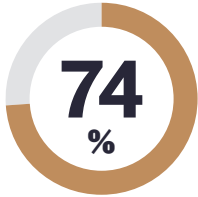
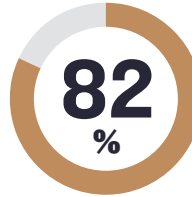


**While the majority of DC voters acknowledge that there is an issue with increasing safety concerns in Washington, DC, they do not support key provisions of SecureDC.**



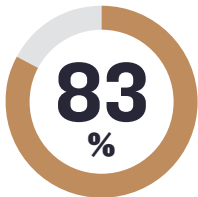
**Oppose Drug-Free Zone Proposal**

**74%** of DC voters do not support the drug-free zone provision of SecureDC that would allow the police to arrest people for congregating in groups of 2 or more if the police thought that those people might be engaging in criminal activity.



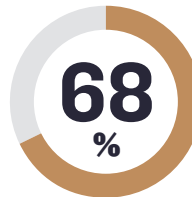
**Oppose Making Discarding A Gun A Crime**

**82%** of DC voters do not support the provision of SecureDC that would make it a new crime for someone to drop a gun if the person is holding one during an interaction with the police.



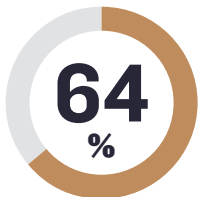
**Report NO Contact By Councilperson About SecureDC**

**83%** of DC voters have neither been contacted by a City Council person about SecureDC nor has someone they know been contacted by a City Council person about SecureDC.



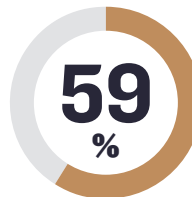
**Oppose Metro "Show Your Papers" Proposal**

**68%** of DC voters do not support the provision of SecureDC that would allow the police to demand the address and name of a WMATA rider that they suspect of misconduct.



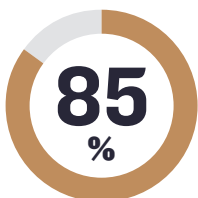
**Oppose Body Camera Footage Proposal**

**64%** of DC voters do not support the provision in SecureDC that would allow the police to review their body-camera footage before completing police reports.



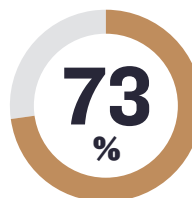
**Concerned by CORE Report Findings**

**59%** of DC voters are less supportive of the legislation when they read the portion of the CORE report that states that provisions in SecureDC are not substantiated by evidence-based research and the provisions are especially harmful to Black residents.



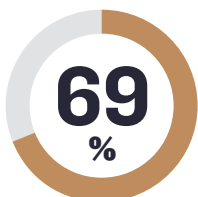
**Support Setting DC Jail Food Standards**

**85%** of DC voters believe that the Department of Health, not the Department of Corrections, should set the food standards in the DC jail.



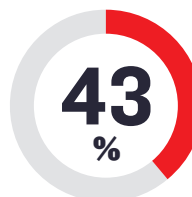
**Less Supportive When No Testimony Allowed**

**73%** of DC residents are less supportive of legislation when the public is not allowed to provide input. SecureDC has not and has no plans to permit public testimony.



**Oppose Mandatory Minimums**

**69%** of DC voters do not support mandatory minimums.



**Approve of Mayor Bowser**

Bowser's approval rating hangs low at **43%**, highlighting that people are expecting a level of leadership she has failed to provide.

**READ THE BILL**



**SECUREDC.ORG**



**READ THE BILL**



CREATED BY CAMPAIGN ZERO

